

# THANK YOU FOR YOUR PURCHASE!



Did you know that when you leave feedback on TPT you earn credits towards future purchases?

★★★★★ Extremely satisfied

I truly appreciate your feedback to help my little store grow.

## LET'S BE FRIENDS

Access my  
Freebie  
Library

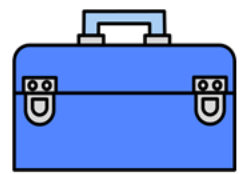
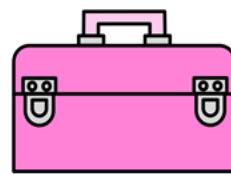
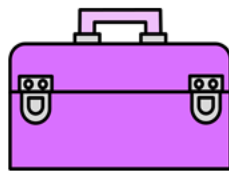
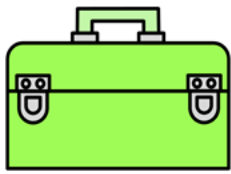
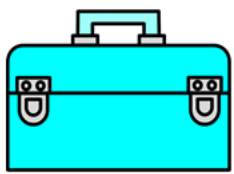


Stay updated on new product announcements (they are 50% off for the first 24 hrs posted!) by following me on TPT, checking out my website, and subscribing to my newsletter.

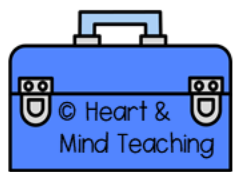
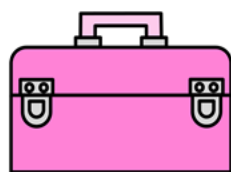
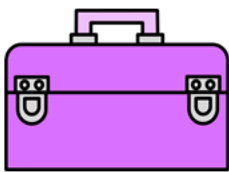
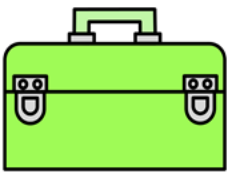



If you have any questions or concerns please email me at:  
[heartandmindteaching@gmail.com](mailto:heartandmindteaching@gmail.com)

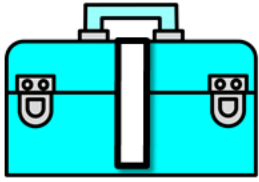
♥  
*Ashley*



# BEHAVIOR TOOLBOX Talkative



# BEHAVIOR TOOLBOX



## Talkative

### What it looks like

- \*Student loves to talk and does so constantly.
- \*He/she frequently talks to the teacher and other classmates. The student might even talk to themselves.
- \*This student often makes comments that are not relevant, are off topic, and at inappropriate times.
- \*When told to stop talking, the student blames the other person for talking.
- \*He/she often does not even realize they were talking.
- \*Student lacks good listening skills.
- \*Student has a very short attention span.
- \*He/she likes and wants attention, has a strong social need.
- \*Student appears to lack interest in lesson/activity and has low motivation. He/she does not complete classwork thoroughly because they would rather be talking.
- \*Teacher and classmates are annoyed and the classroom is disrupted because others are encouraged to talk.

**Talkative**

# BEHAVIOR TOOLBOX



## Talkative

### What to do

\*The talkative student has a strong need for attention, fulfill this need by giving the student small tasks and various classroom responsibilities. Verbally praise them for completing their tasks.

\*Give the student an assigned time to sit with you and get one on one teacher time, this should be an ongoing occurrence. Listen to what they are saying, they want to feel heard. Also during this time, talk about how their ability to speak is an asset but they have to learn to control it, choosing their words carefully and making sure it is at appropriate times so that the listener stays engaged in what you are saying.

\*Provide the student some speaking tips. Such as: choose your words wisely so that you are viewed as a thinker instead of someone who talks a lot but has nothing of value to really say. Speak slowly and gently so the listener has time to grasp what you are saying. Limit the talking, you do not always have to say something about everything, pick what is worth commenting on.

\*Seat the student near other students who are less talkative.

\*Inform the student that they will be called on during class lessons or discussions, let them know which question you will be asking them. That way they know they will be able to speak and will have an opportunity to practice self-control. Verbally praise them for waiting for their turn.

\*During presentations or activities you know the student is likely to talk during, put yourself close to their desk so you can non verbally remind them to stay quiet.

\*When the student talks at an inappropriate time, do not stop class, just calmly walk toward their desk and look at the student often. You can also put your finger to your lips to indicate for them to be quiet.

\*Keep this student engaged by calling on them often, ensure the student is being challenged.\*

## Talkative

# BEHAVIOR TOOLBOX



## Talkative

### What NOT to do

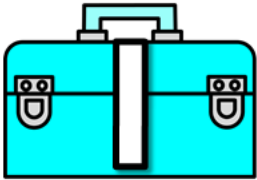
- \*Do not handle as a discipline problem, this is a social problem.
- \*Do not show anger or frustration, it will likely make the talker feel nervous/anxious and cause them to talk even more.
- \*Do not stop class to deal with this student, instead non verbally redirect the behavior. Use hand signals, walk over to their desk or look directly at them.
- \*Do not isolate the student away from others, this will not meet their need for attention. If they are causing others around them to talk, try to move them near a quiet student.
- \*Do not address the talker's concern one day and ignore it the next, be consistent.
- \*Do not assume that the student is aware of their behavior, it is a compulsive behavior and the student may be unaware certain times they are talking.
- \*Do not assume other students know the student is talking, they might not hear him/her or tune him/her out.

**Talkative**



# BEHAVIOR TOOLBOX

## Talkative Quick Guide



### What it looks like

\*Student loves to talk and does so constantly.

\*He/she frequently talks to the teacher and classmates. The student might talk to themselves.

\*This student makes comments that are not relevant, off topic, and at inappropriate times.

\*When told to stop, blames the other person for talking.

\*He/she often does not even realize they were talking.

\*Student lacks good listening skills.

\*Student has a very short attention span.



### What to do

\*The talkative student has a strong need for attention, fulfill this need by giving the student small tasks and various classroom responsibilities. Verbally praise them for completing their tasks.

\*Give the student an assigned time to sit with you and get one on one time.

\*Provide the student some speaking tips.

\*Seat the student near other students who are less talkative.

\*Inform the student that they will be called on during class lessons or discussions, let them know which question you will be asking them.

\*During presentations or activities you know the student is likely to talk during, put yourself close to their desk so you can non-verbally remind them to stay quiet.

\*When the student talks at an inappropriate time, do not stop class, just calmly walk toward their desk and look at the student often. You can also put your finger to your lips to indicate for them to be quiet.




### What NOT to do

\*Do not handle as a discipline problem, this is a social problem.

\*Do not show anger or frustration, it will likely make the talker feel nervous and cause them to talk even more.

\*Do not stop class to deal with this student, instead non verbally redirect the behavior.

\*Do not isolate the student away from others, this will not meet their need for attention.



## Talkative

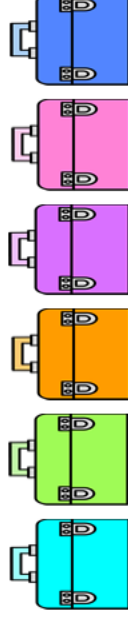
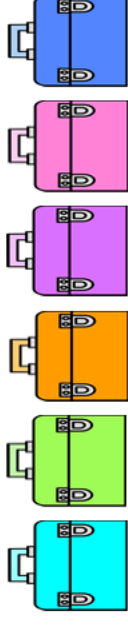
### What to do (Cont.)

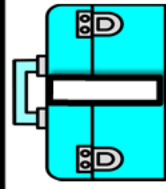
- \*Inform the student that they will be called on during class lessons or discussions, let them know which question you will be asking them. That way they know they will be able to speak and will have an opportunity to practice self-control. Verbally praise them for waiting for their turn.
- \*During presentations or activities you know the student is likely to talk during, put yourself close to their desk so you can non verbally remind them to stay quiet.
- \*When the student talks at an inappropriate time, do not stop class, just calmly walk toward their desk and look at the student often. You can also put your finger to your lips to indicate for them to be quiet.
- \*Keep this student engaged by calling on them often, ensure the student is being challenged.

"A change in  
behavior  
begins with a  
change in  
the heart."

# BEHAVIOR TOOLBOX

## Talkative





# Talkative

## What it looks like

- \*Student loves to talk and does so constantly.
- \*He/she frequently talks to the teacher and other classmates. The student might even talk to themselves.
- \*This student often makes comments that are not relevant, are off topic, and at inappropriate times.
- \*When told to stop talking, the student blames the other person for talking.
- \*He/she often does not even realize they were talking.
- \*Student lacks good listening skills.
- \*Student has a very short attention span.
- \*He/she likes and wants attention, has a strong social need.
- \*Student appears to lack interest in lesson/activity and has low motivation.
- He/she does not complete classwork thoroughly because they would rather be talking.
- \*Teacher and classmates are annoyed and the classroom is disrupted because others are encouraged to talk.



# Talkative

## What to do

- \*The talkative student has a strong need for attention, fulfill this need by giving the student small tasks and various classroom responsibilities. Verbally praise them for completing their tasks.
- \*Give the student an assigned time to sit with you and get one on one teacher time, this should be an ongoing occurrence.
- Listen to what they are saying, they want to feel heard. Also during this time, talk about how their ability to speak is an asset but they have to learn to control it, choosing their words carefully and making sure it is at appropriate times so that the listener stays engaged in what you are saying.
- \*Provide the student some speaking tips.
- Such as: choose your words wisely so that you are viewed as a thinker instead of someone who talks a lot but has nothing of value to really say. Speak slowly and gently so the listener has time to grasp what you are saying. Limit the talking, you do not always have to say something about everything, pick what is worth commenting on.
- \*Seat the student near other students who are less talkative.

(Continues on the flap)



# Talkative

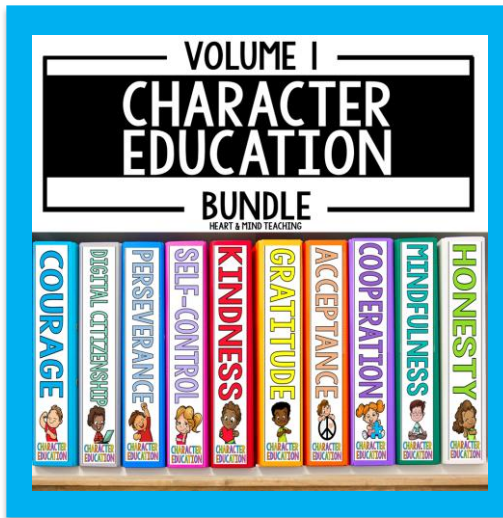
## What NOT to do

- \*Do not handle as a discipline problem, this is a social problem.
- \*Do not show anger or frustration, it will likely make the talker feel nervous/anxious and cause them to talk even more.
- \*Do not stop class to deal with this student, instead non verbally redirect the behavior. Use hand signals, walk over to their desk or look directly at them.
- \*Do not isolate the student away from others, this will not meet their need for attention. If they are causing others around them to talk, try to move them near a quiet student.
- \*Do not address the talker's concern one day and ignore it the next, be consistent.
- \*Do not assume that the student is aware of their behavior, it is a compulsive behavior and the student may be unaware certain times they are talking.
- \*Do not assume other students know the student is talking, they might not hear him/her or tune him/her out.

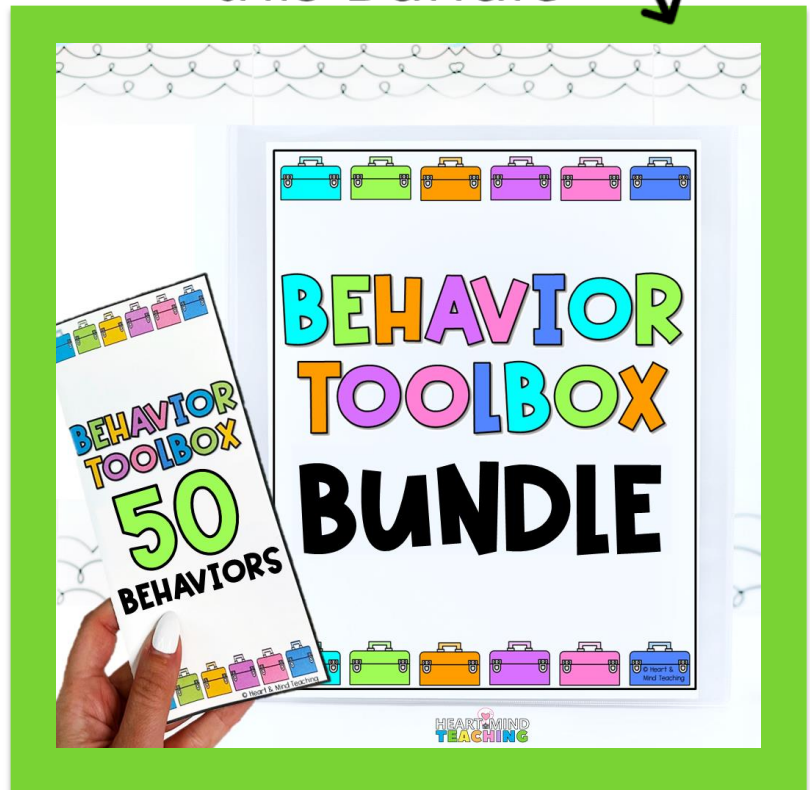



# CHECK THESE OUT

CLICK ON THE PICTURES TO GET A CLOSER LOOK.



This product and **49** others are included in this Bundle →



**COUNSELOR**  
**Collab**  
— with Laura & Ashley —



Would you like to spend less time browsing for resources and lesson planning, and more time serving students? Let Laura from [Music City Counselor](#) and Ashley from [Heart and Mind Teaching](#) do the work for you!

**CLICK TO COLLAB**

## MEMBER PERKS

- ♥ Data-driven resources by theme.
- ♥ \$35+ value of ready-to-use materials.
- ♥ Lessons, group curriculums, forms, & activities.
- ♥ Tier 1, 2, and 3 research-based resources.
- ♥ No contracts, cancel anytime.

HEART+MIND  
TEACHING



# THANK YOU

FOR SUPPORTING MY LITTLE SHOP.

Hi there! I'm Ashley- a School Counselor, curriculum developer, blogger, and mama to two young boys. I have a passion for creating fun and engaging resources for Counseling and Social Emotional Learning.

## LET'S BE FRIENDS

  
Ashley

Access my  
Freebie  
Library



## FOLLOW FOR EXCLUSIVE SAVINGS

New products are 50% off for 24hrs.

**CLICK HERE**

★ HOW CAN YOU EARN TPT CREDITS? When you leave feedback, TpT rewards you with credits that you can use toward future purchases.

## ACCESS MY FREEBIE LIBRARY

Join my Newsletter to be informed of all future added freebies.

**I WANT FREEBIES**

# TERMS OF USE

© Heart and Mind Teaching, 2017, 2024. All rights reserved. Purchase of this item entitles the purchaser the right to reproduce for classroom, personal, and google classroom use only. Use in multiple classrooms, requires the purchase of additional licenses. Redistribution or duplication of this product is strictly forbidden without the written permission of the publisher. Copying any part of this product and placing it on a publicly accessible website is strictly forbidden and is a violation of the Digital Millennium Copyright Act (DMCA). You may post this for single-classroom use on a password protected student site such as google classroom. **You may NOT post my products on any public, for-profit, or commercial websites or entities, such as Outschool.** Please do not sell or distribute any part of this as your own. Thank you for abiding by universally accepted codes of professional ethics while using this product.



If you have any questions or concerns please email me at:

[heartandmindteaching@gmail.com](mailto:heartandmindteaching@gmail.com)

## CREDITS

